

U N L I M I T E D W I R E L E S S



COMPLETE SCANNING FREEDOM
S7000 Wireless Intraoral Scanner

Fussen Technology Co., Ltd.

📍 3/F, Minlida Industrial Building B, Zone 4, Honghualing Industrial Zone,
1189 Liuxian Avenue, Nanshan District, Shenzhen, China

☎ +0086 400-660-5770

🌐 www.fussengroup.com

✉ international.support@fussengroup.com

ⓘ The information is for reference only. Please contact Fussen sales team for details
Please refer to the manual for taboos or precautions



@Fussengroup



@fussen


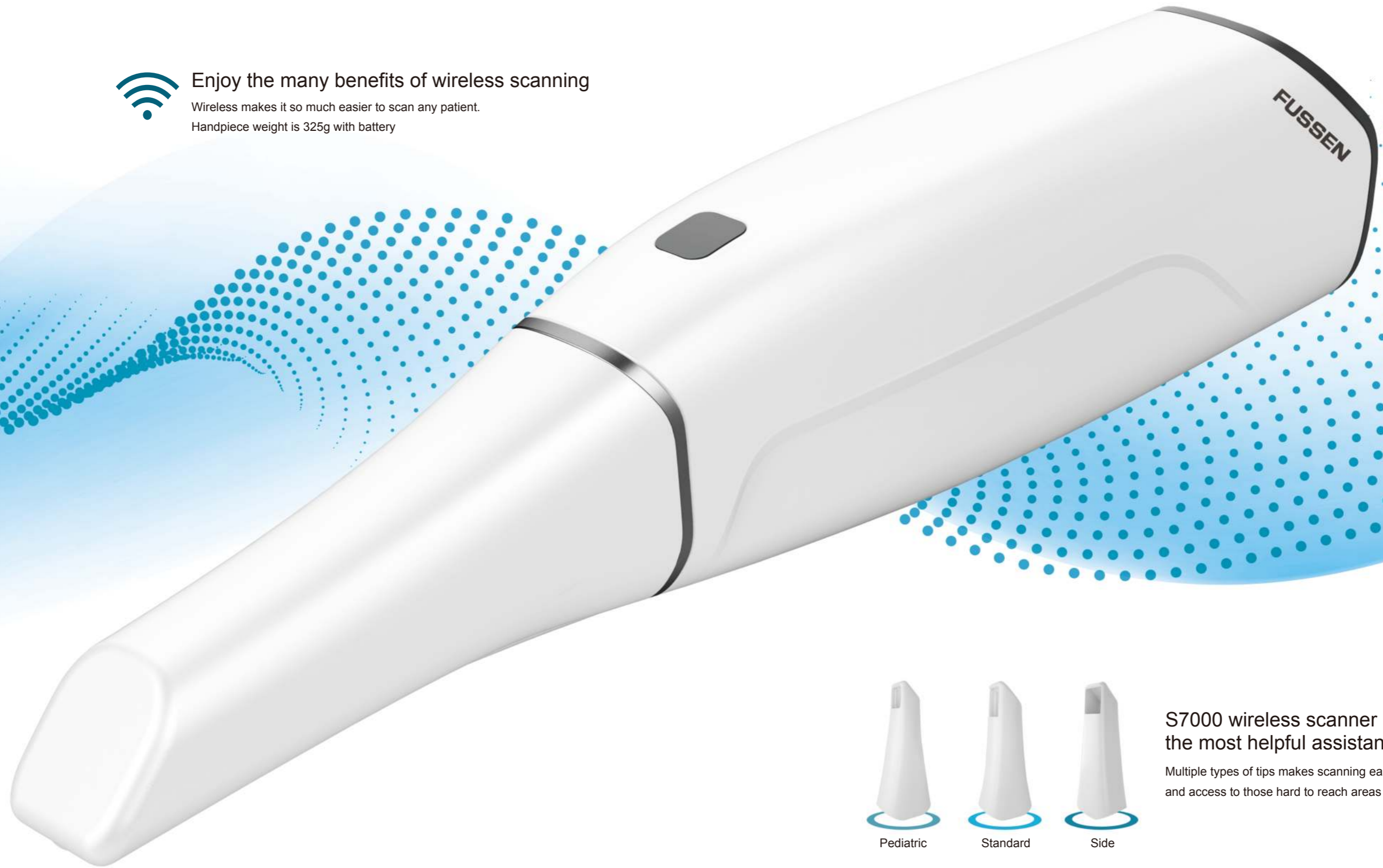


@fussen.group



Enjoy the many benefits of wireless scanning

Wireless makes it so much easier to scan any patient.
Handpiece weight is 325g with battery



S7000 wireless scanner the most helpful assistant

Multiple types of tips makes scanning easily
and access to those hard to reach areas



Wireless, Status instant display

Informs you intuitively by colored LEDs on the status of the Wi-Fi connection and battery capacity

 ● Connected

 ● Full battery
● Low battery

Longlife battery, quick recharge

Includes 4 batteries, securely covering your daily scanner usage
Battery charge gives 45mins of continuous scanning time
Battery recharge time is 60 mins for 3 batteries
Keep charged and delivered in a well designed case and charging station

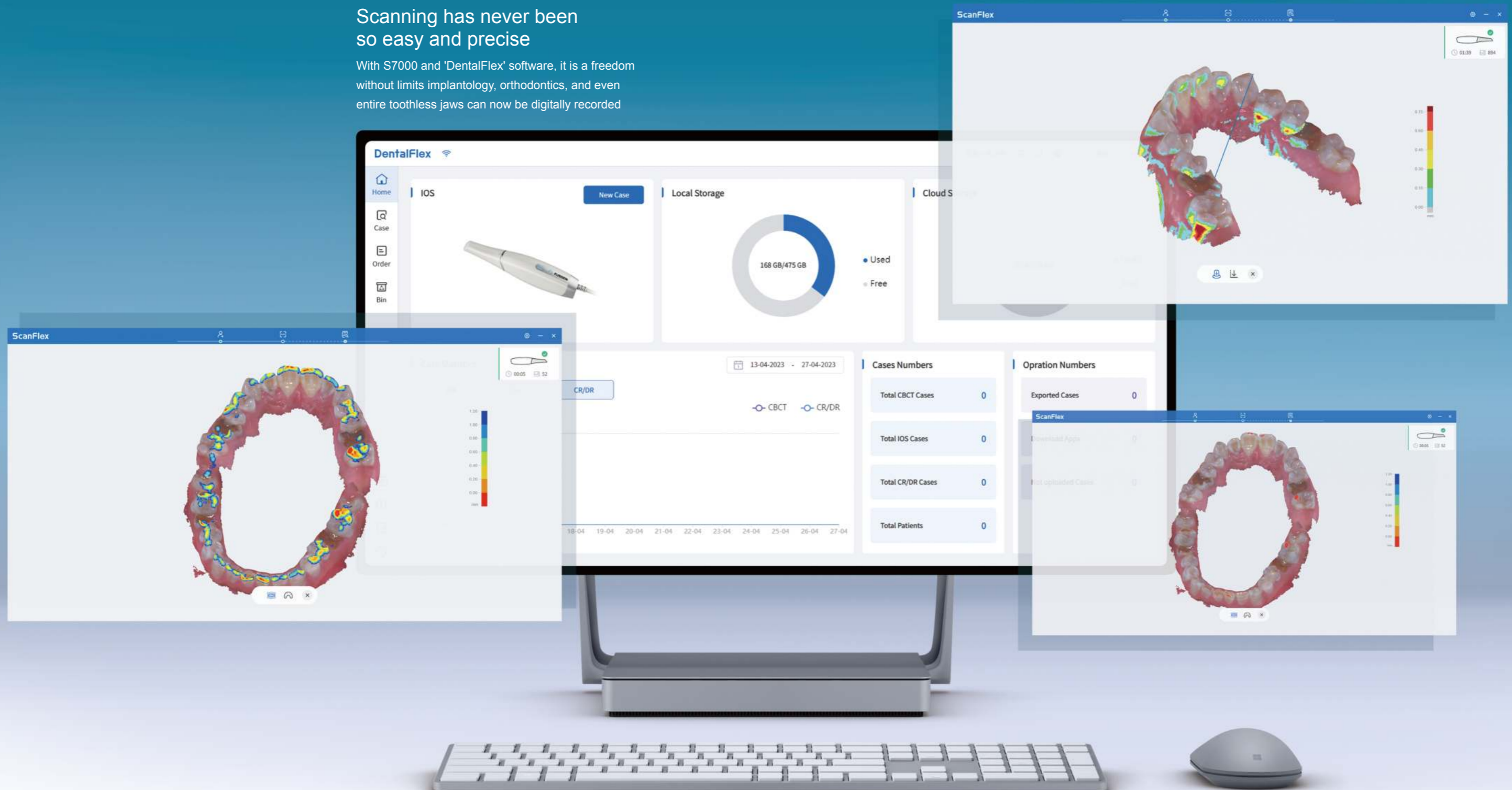


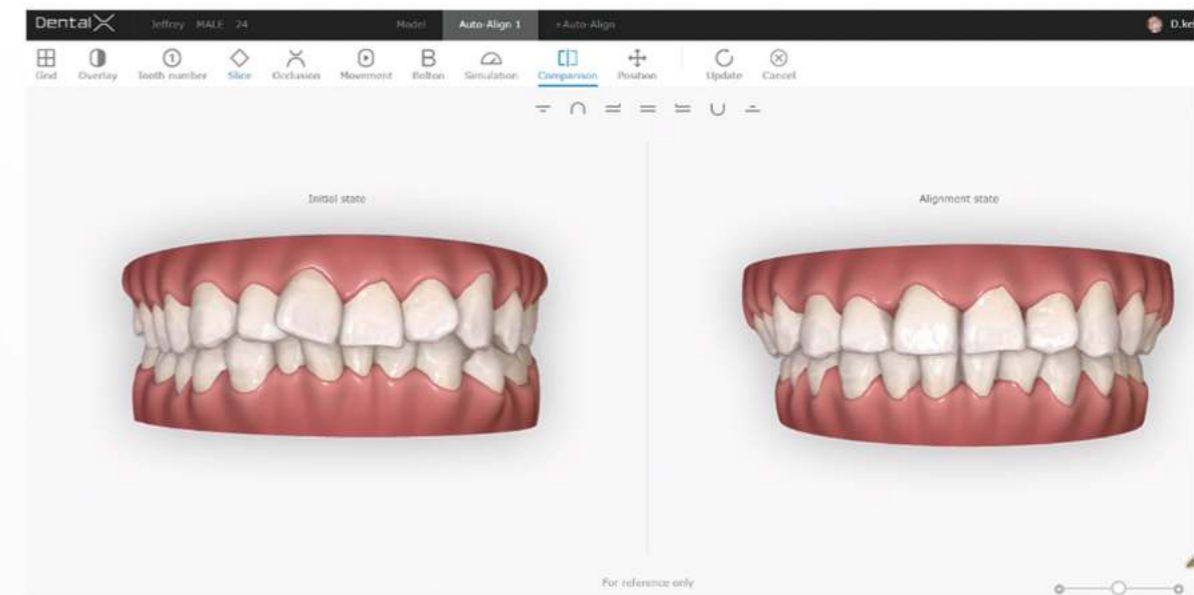
 — Fully charged
— Charging

 — Always on display power connection

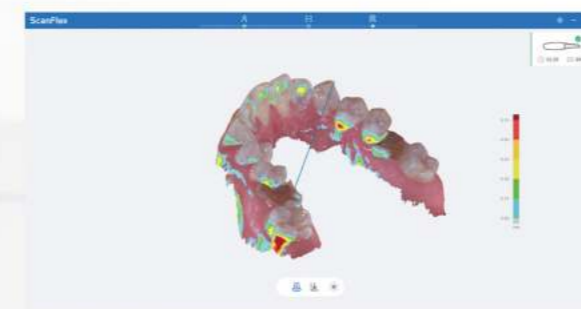
Scanning has never been so easy and precise

With S7000 and 'DentalFlex' software, it is a freedom without limits implantology, orthodontics, and even entire toothless jaws can now be digitally recorded





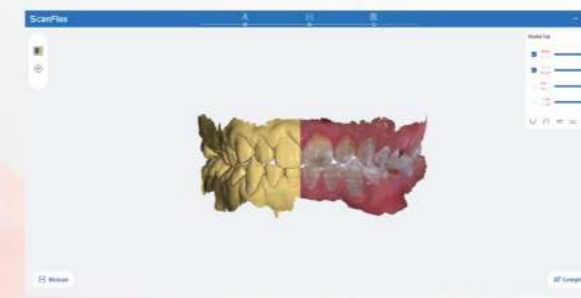
Orthodontic simulation Feature
 To build trust with referrers, improve patient communication



Analysis tools
 The use of heat map to indicate the space of current occlusion relationship or undercuts depth



Intelligent optimization
 Automatically remove any unnecessary data such as gloves, tongue etc



Chromo Color or solid color scan
 Colored scanning that can show the in-vivo environment in real color, and solid color to check model data.



HD camera capable
 In the non-scanning state, switch to the HD Camera mode. It can take photos of the patient's tooth that helps to build trust between doctor-patient/doctor-technician

After-sales Service


Global After-sales Network Service System

IOS After-sales Support:
international.support@fussengroup.com



Data Format

STL,PLY ,OBJ can be exported, which is compatible with any CAD software.



Technical Specification

S7000 Wireless Intraoral Scanner

Scan Depth 0-15mm	File format STL,PLY,OBJ	Scanner tip disinfection Autoclavable with 100 times
----------------------	----------------------------	---

Connection Wifi	Number of batteries 4	Battery Lithium battery,3120mAh
--------------------	--------------------------	------------------------------------

Type of Scanner tips Standard, Side, Pediatric	Battery life 45mins continuous scan	Battery charging time 60mins
---	--	---------------------------------

Weight Battery containing 325g, Without battery 250g	Scanner size(L*W*H) 248mm*56mm*36mm
---	--

Size of scanner tip (Length*width*Height)
Standard Tip:93mm*20mm*20mm; Side Tip:93mm*21mm*17mm; Pediatric Tip: 93mm*16mm*15mm

Recommend computer specifications

CPU: Intel/i7-12700HX or Above

GPU: NVIDIA GeForce GTX3060 6G or Above

Memory: 32G high-speed or Above

Storage 1T high-speed or Above

Ports USB3.0 or Above